



REPORT OF EQUIPMENT PERFORMANCE CHECK/ CALIBRATION

Information supplied by customer:

CONTACT: DEREK LO **WORK ORDER:** HK1310044
CLIENT: LAM GEOTECHNICS LIMITED
DATE RECEIVED: 03/12/2013
DATE OF ISSUE: 10/12/2013
ADDRESS: 11/F, CENTRE POINT, 181-185, GLOUCESTER ROAD,
WANCHAI, HONG KONG

PROJECT: ---

METHOD OF PERFORMANCE CHECK/ CALIBRATION:

Ref: APHA22nd ed 2130B

COMMENTS

It is certified that the item under performance check/calibration has been calibrated/checked by corresponding calibrated equipment in the laboratory. Maximum Tolerance and calibration frequency stated in the report, unless otherwise stated, the internal acceptance criteria of Pilot Testing Limited will be followed.

Scope of Test:	Turbidity
Equipment Type:	Turbidimeter
Brand Name:	Xin Rui
Model No.:	WGZ-3B
Serial No.:	1203008
Equipment No.:	--
Date of Calibration:	10 December, 2013

Remarks:

This is the Final Report. Results apply to sample(s) as submitted. All pages of this report have been checked and approved for release.

A handwritten signature in blue ink, appearing to read "Peter Lee".

Mr. Peter Lee

Director

This report may not be reproduced except with prior written approval from Pilot Testing Limited.

Address: Room 1503, 15/F, Wayson Commercial House, 68-70 Lockhart Road, Wanchai, Hong Kong
 Phone +852 2527 6691 | Email info@pilot-testing.com



REPORT OF EQUIPMENT PERFORMANCE CHECK/ CALIBRATION

WORK ORDER: HK1310044

DATE OF ISSUE: 10th December, 2013

CLIENT: LAM GEOTECHNICS LIMITED

Equipment Type:	Turbidimeter
Brand Name:	Xin Rui
Model No.:	WGZ-3B
Serial No.:	1203008
Equipment No.:	--
Date of Calibration:	10 December, 2013
Date of next Calibration:	10 March, 2014

Parameters:

Turbidity

Method Ref: APHA 22nd ed. 2130B

Expected Reading (NTU)	Displayed Reading (NTU)	Tolerance (%)
0	0.02	---
4	3.68	-8.0
10	10.3	+3.0
40	38.2	-4.5
100	94.0	-6.0
400	416	+4.0
1000	970	-3.0
	Tolerance Limit (±%)	10.0

Remark: "Displayed Reading" presents the figures shown on item under calibration/checking regardless of equipment precision or significant figures.

This report may not be reproduced except with prior written approval from Pilot Testing Limited.

Address: Room 1503, 15/F, Wayson Commercial House, 68-70 Lockhart Road, Wanchai, Hong Kong
Phone +852 2527 6691 | Email info@pilot-testing.com

REPORT OF EQUIPMENT PERFORMANCE CHECK/ CALIBRATION

Information supplied by customer:

CONTACT: KATHIE HO WORK ORDER: HK1310025

CLIENT: LAM GEOTECHNICS LIMITED

DATE RECEIVED: 04/11/2013

DATE OF ISSUE: 05/11/2013

ADDRESS: 11/F, CENTRE POINT, 181-185, GLOUCESTER ROAD, WANCHAI, HONG KONG

PROJECT: ---

METHOD OF PERFORMANCE CHECK/ CALIBRATION:

Ref: APHA22nd ed 2130B

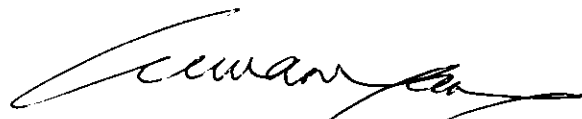
COMMENTS

It is certified that the item under performance check/calibration has been calibrated/checked by corresponding calibrated equipment in the laboratory. Maximum Tolerance and calibration frequency stated in the report, unless otherwise stated, the internal acceptance criteria of Pilot Testing Limited will be followed.

Scope of Test:	Turbidity
Equipment Type:	Turbidimeter
Brand Name:	Xin Rui
Model No.:	WGZ-3B
Serial No.:	1203016
Equipment No.:	--
Date of Calibration:	5 November, 2013

Remarks:

This is the Final Report. Results apply to sample(s) as submitted. All pages of this report have been checked and approved for release.



Mr. Peter Lee
Director

This report may not be reproduced except with prior written approval from Pilot Testing Limited.

Address: Room 1503, 15/F, Wayson Commercial House, 68-70 Lockhart Road, Wanchai, Hong Kong
Phone +852 2527 6691 | Email info@pilot-testing.com

REPORT OF EQUIPMENT PERFORMANCE CHECK/ CALIBRATION

WORK ORDER: HK1310025

DATE OF ISSUE: 5th November 2013

CLIENT: LAM GEOTECHNICS LIMITED

Equipment Type:	Turbidimeter
Brand Name:	Xin Rui
Model No.:	WGZ-3B
Serial No.:	1203016
Equipment No.:	--
Date of Calibration:	5 November, 2013
Date of next Calibration:	5 February, 2014


Parameters:

Turbidity

Method Ref: APHA 22nd ed. 2130B

Expected Reading (NTU)	Displayed Reading (NTU)	Tolerance (%)
0	0.02	+0.2
4	4.27	+6.8
10	10.3	+3.0
40	42.4	+5.2
100	105	+5.0
400	417	+4.2
1000	970	-3.0
Tolerance Limit ($\pm\%$)		10.0

Remark: "Displayed Reading" presents the figures shown on item under calibration/checking regardless of equipment precision or significant figures.



Mr. Peter Lee

Director

This report may not be reproduced except with prior written approval from Pilot Testing Limited.

Address: Room 1503, 15/F, Wayson Commercial House, 68-70 Lockhart Road, Wanchai, Hong Kong
 Phone +852 2527 6691 | Email info@pilot-testing.com



REPORT OF EQUIPMENT PERFORMANCE CHECK/ CALIBRATION

Information supplied by customer:

CONTACT: DEREK LO **WORK ORDER:** HK1310059
CLIENT: LAM GEOTECHNICS LIMITED
DATE RECEIVED: 30/01/2014
DATE OF ISSUE: 05/02/2014
ADDRESS: 11/F, CENTRE POINT, 181-185, GLOUCESTER ROAD,
WANCHAI, HONG KONG

PROJECT: ---

METHOD OF PERFORMANCE CHECK/ CALIBRATION:

Ref: APHA22nd ed 2130B

COMMENTS

It is certified that the item under performance check/calibration has been calibrated/checked by corresponding calibrated equipment in the laboratory. Maximum Tolerance and calibration frequency stated in the report, unless otherwise stated, the internal acceptance criteria of Pilot Testing Limited will be followed.

Scope of Test:	Turbidity
Equipment Type:	Turbidimeter
Brand Name:	Xin Rui
Model No.:	WGZ-3B
Serial No.:	1203016
Equipment No.:	--
Date of Calibration:	05 February, 2014

Remarks:

This is the Final Report. Results apply to sample(s) as submitted. All pages of this report have been checked and approved for release.

Mr. Peter Lee
Director

This report may not be reproduced except with prior written approval from Pilot Testing Limited.

Address: Room 1503, 15/F, Wayson Commercial House, 68-70 Lockhart Road, Wanchai, Hong Kong
Phone +852 2527 6691 | Email info@pilot-testing.com

**REPORT OF EQUIPMENT PERFORMANCE CHECK/ CALIBRATION****WORK ORDER: HK1310059****DATE OF ISSUE: 05th February, 2014****CLIENT: LAM GEOTECHNICS LIMITED**

Equipment Type:	Turbidimeter
Brand Name:	Xin Rui
Model No.:	WGZ-3B
Serial No.:	1203016
Equipment No.:	--
Date of Calibration:	05 February, 2014
Date of next Calibration:	05 May, 2014

Parameters:**Turbidity**Method Ref: APHA 22nd ed. 2130B

Expected Reading (NTU)	Displayed Reading (NTU)	Tolerance (%)
0	0.02	---
4	3.72	-7.0
10	10.6	+6.0
40	42.6	+6.5
100	96.5	-3.5
400	430	+7.5
1000	972	-2.8
	Tolerance Limit ($\pm\%$)	10.0

Remark: "Displayed Reading" presents the figures shown on item under calibration/checking regardless of equipment precision or significant figures.

This report may not be reproduced except with prior written approval from Pilot Testing Limited.

Address: Room 1503, 15/F, Wayson Commercial House, 68-70 Lockhart Road, Wanchai, Hong Kong
Phone +852 2527 6691 | Email info@pilot-testing.com

REPORT OF EQUIPMENT PERFORMANCE CHECK/ CALIBRATION

Information supplied by customer:

CONTACT: KATHIE HO

WORK ORDER: HK1310026

CLIENT: LAM GEOTECHNICS LIMITED

DATE RECEIVED: 04/11/2013

DATE OF ISSUE: 05/11/2013

ADDRESS: 11/F, CENTRE POINT, 181-185, GLOUCESTER ROAD,
WANCHAI, HONG KONG

PROJECT: ---

METHOD OF PERFORMANCE CHECK/ CALIBRATION:

Ref: APHA22nd ed 2130B

COMMENTS


It is certified that the item under performance check/calibration has been calibrated/checked by corresponding calibrated equipment in the laboratory.

Maximum Tolerance and calibration frequency stated in the report, unless otherwise stated, the internal acceptance criteria of Pilot Testing Limited will be followed.

Scope of Test:	Turbidity
Equipment Type:	Turbidimeter
Brand Name:	Xin Rui
Model No.:	WGZ-3B
Serial No.:	1203025
Equipment No.:	--
Date of Calibration:	5 November, 2013

Remarks:

This is the Final Report. Results apply to sample(s) as submitted. All pages of this report have been checked and approved for release.



Mr. Peter Lee

Director

This report may not be reproduced except with prior written approval from Pilot Testing Limited.

Address: Room 1503, 15/F, Wayson Commercial House, 68-70 Lockhart Road, Wanchai, Hong Kong
Phone +852 2527 6691 | Email info@pilot-testing.com

REPORT OF EQUIPMENT PERFORMANCE CHECK/ CALIBRATION

WORK ORDER: HK1310026

DATE OF ISSUE: 5th November, 2013

CLIENT: LAM GEOTECHNICS LIMITED

Equipment Type:	Turbidimeter
Brand Name:	Xin Rui
Model No.:	WGZ-3B
Serial No.:	1203025
Equipment No.:	--
Date of Calibration:	5 November, 2013
Date of next Calibration:	5 February, 2014


Parameters:

Turbidity

Method Ref: APHA 22nd ed. 2130B

Expected Reading (NTU)	Displayed Reading (NTU)	Tolerance (%)
0	0.02	---
4	4.20	+5.0
10	10.4	+4.0
40	42.0	+5.0
100	102	+2.0
400	400	0
1000	980	+2.0
	Tolerance Limit (±%)	10.0

Remark: "Displayed Reading" presents the figures shown on item under calibration/checking regardless of equipment precision or significant figures.



Mr. Peter Lee

Director

This report may not be reproduced except with prior written approval from Pilot Testing Limited.

Address: Room 1503, 15/F, Wayson Commercial House, 68-70 Lockhart Road, Wanchai, Hong Kong
 Phone +852 2527 6691 | Email info@pilot-testing.com

**REPORT OF EQUIPMENT PERFORMANCE CHECK/ CALIBRATION****WORK ORDER: HK1310060****DATE OF ISSUE: 05th February, 2014****CLIENT: LAM GEOTECHNICS LIMITED**

Equipment Type:	Turbidimeter
Brand Name:	Xin Rui
Model No.:	WGZ-3B
Serial No.:	1203025
Equipment No.:	--
Date of Calibration:	05 February, 2014
Date of next Calibration:	05 May, 2014

Parameters:**Turbidity**Method Ref: APHA 22nd ed. 2130B

Expected Reading (NTU)	Displayed Reading (NTU)	Tolerance (%)
0	0.02	---
4	3.82	-4.5
10	10.4	+4.0
40	41.0	+2.5
100	95.0	-5.0
400	420	+5.0
1000	980	-2.0
	Tolerance Limit ($\pm\%$)	10.0

Remark: "Displayed Reading" presents the figures shown on item under calibration/checking regardless of equipment precision or significant figures.

This report may not be reproduced except with prior written approval from Pilot Testing Limited.

Address: Room 1503, 15/F, Wayson Commercial House, 68-70 Lockhart Road, Wanchai, Hong Kong
Phone +852 2527 6691 | Email info@pilot-testing.com

Information supplied by customer:

CONTACT: KATHIE HO

WORK ORDER: HK1310039

CLIENT: LAM GEOTECHNICS LIMITED

DATE RECEIVED: 21/11/2013

DATE OF ISSUE: 28/11/2013

**ADDRESS: 11/F, CENTRE POINT, 181-185, GLOUCESTER ROAD,
WANCHAI, HONG KONG**

PROJECT: ---

METHOD OF PERFORMANCE CHECK/ CALIBRATION:

Ref: APHA22nd ed 2130B


COMMENTS

It is certified that the item under performance check/calibration has been calibrated/checked by corresponding calibrated equipment in the laboratory. Maximum Tolerance and calibration frequency stated in the report, unless otherwise stated, the internal acceptance criteria of Pilot Testing Limited will be followed.

Scope of Test:	Turbidity
Equipment Type:	Turbidimeter
Brand Name:	Xin Rui
Model No.:	WGZ-3B
Serial No.:	1203010
Equipment No.:	--
Date of Calibration:	28 November, 2013

Remarks:

This is the Final Report. Results apply to sample(s) as submitted. All pages of this report have been checked and approved for release.



Mr. Peter Lee

Director

REPORT OF EQUIPMENT PERFORMANCE CHECK/ CALIBRATION

WORK ORDER: HK1310039

DATE OF ISSUE: 28th November, 2013

CLIENT: LAM GEOTECHNICS LIMITED

Equipment Type:	Turbidimeter
Brand Name:	Xin Rui
Model No.:	WGZ-3B
Serial No.:	1203010
Equipment No.:	--
Date of Calibration:	28 November, 2013
Date of next Calibration:	28 February, 2014

Parameters:

Turbidity

Method Ref: APHA 22nd ed. 2130B

Expected Reading (NTU)	Displayed Reading (NTU)	Tolerance (%)
0	0.02	---
4	4.23	+5.8
10	10.2	+2.0
40	38.6	-3.5
100	106	+6.0
400	420	+5.0
1000	983	-1.7
	Tolerance Limit ($\pm\%$)	10.0

Remark: "Displayed Reading" presents the figures shown on item under calibration/checking regardless of equipment precision or significant figures.



ALS Technichem (HK) Pty Ltd
11/F, Chung Shun Knitting Centre
1-3 Wing Yip Street
Kwai Chung, N.T., Hong Kong
T: +852 2610 1044
F: +852 2610 2021
www.alsglobal.com

REPORT OF EQUIPMENT PERFORMANCE CHECK/CALIBRATION

CONTACT: MR DEREK LO
CLIENT: LAM GEOTECHNICS LIMITED
ADDRESS: 11/F., CENTRE POINT,
181-185 GLOUCESTER ROAD,
WAN CHAI, HONG KONG
PROJECT: --

WORK ORDER: HK1401751
LABORATORY: HONG KONG
DATE RECEIVED: 15/01/2014
DATE OF ISSUE: 24/01/2014

COMMENTS

It is certified that the item under calibration/checking has been calibrated/checked by corresponding calibrated equipment in the laboratory.
Maximum Tolerance and calibration frequency stated in the report, unless otherwise stated, the internal acceptance criteria of ALS will be followed.

Scope of Test: Dissolved Oxygen, pH, Salinity and Temperature
Equipment Type: Multimeter
Brand Name: YSI
Model No.: YSI Professional plus
Serial No.: 11F100597
Equipment No.: --
Date of Calibration: 20 January, 2014

NOTES

This is the Final Report and supersedes any preliminary report with this batch number.
Results apply to sample(s) as submitted. All pages of this report have been checked and approved for release.


Mr. Fung Lim Chee, Richard
General Manager -
Greater China & Hong Kong

This report may not be reproduced except with prior written approval from ALS Technichem (HK) Pty Ltd.

Page 1 of 2

REPORT OF EQUIPMENT PERFORMANCE CHECK/CALIBRATION

Work Order: HK1401751
 Date of Issue: 24/01/2014
 Client: LAM GEOTECHNICS LIMITED



Equipment Type: Multimeter
 Brand Name: YSI
 Model No.: YSI Professional plus
 Serial No.: 11F100597
 Equipment No.: --
 Date of Calibration: 20 January, 2014 Date of next Calibration: 20 April, 2014

Parameters:

Dissolved Oxygen

Method Ref: APHA (21st edition), 4500O: G

Expected Reading (mg/L)	Displayed Reading (mg/L)	Tolerance (mg/L)
4.31	4.34	0.03
7.01	7.02	0.01
9.54	9.40	-0.14
Tolerance Limit (\pm mg/L)		0.20

pH Value

Method Ref: APHA (21st edition), 4500H:B

Expected Reading (pH Unit)	Displayed Reading (pH Unit)	Tolerance (pH unit)
4.0	4.10	0.10
7.0	7.01	0.01
10.0	10.05	0.05
Tolerance Limit (\pm pH unit)		0.20

Salinity

Method Ref: APHA (21st edition), 2520B

Expected Reading (ppt)	Displayed Reading (ppt)	Tolerance (%)
0	0	--
10	9.44	-5.6
20	19.37	-3.2
30	29.87	-0.4
Tolerance Limit (\pm %)		10.0

Temperature

Method Ref: Section 6 of International Accreditation New Zealand Technical

Guide No. 3 Second edition March 2008: Working Thermometer Calibration Procedure.

Expected Reading ($^{\circ}$ C)	Displayed Reading ($^{\circ}$ C)	Tolerance ($^{\circ}$ C)
9.0	9.7	0.7
18.5	18.6	0.1
38.5	38.6	0.1
Tolerance Limit (\pm $^{\circ}$ C)		2.0

Remark: "Displayed Reading" presents the figures shown on item under calibration / checking regardless of equipment precision or significant figures.


 Mr. Fung Lim Chee, Richard
 General Manager
 Greater China & Hong Kong



ALS Technichem (HK) Pty Ltd
11/F, Chung Shun Knitting Centre
1-3 Wing Yip Street
Kwai Chung, N.T., Hong Kong
T: +852 2610 1044
F: +852 2610 2021
www.alsglobal.com

REPORT OF EQUIPMENT PERFORMANCE CHECK/CALIBRATION

CONTACT: MS EMILY KONG
CLIENT: LAM GEOTECHNICS LIMITED
ADDRESS: 11/F., CENTRE POINT,
181-185 GLOUCESTER ROAD,
WAN CHAI, HONG KONG
PROJECT: --

WORK ORDER: HK1400734
LABORATORY: HONG KONG
DATE RECEIVED: 08/01/2014
DATE OF ISSUE: 14/01/2014

COMMENTS

It is certified that the item under calibration/checking has been calibrated/checked by corresponding calibrated equipment in the laboratory.
Maximum Tolerance and calibration frequency stated in the report, unless otherwise stated, the internal acceptance criteria of ALS will be followed.

Scope of Test: Dissolved Oxygen, pH, Salinity and Temperature
Equipment Type: Multimeter
Brand Name: YSI
Model No.: YSI Professional plus
Serial No.: 11F100420
Equipment No.: --
Date of Calibration: 13 January, 2014

NOTES

This is the Final Report and supersedes any preliminary report with this batch number.
Results apply to sample(s) as submitted. All pages of this report have been checked and approved for release.


Mr. Fung Lim Chee, Richard
General Manager -
Greater China & Hong Kong

REPORT OF EQUIPMENT PERFORMANCE CHECK/CALIBRATION

Work Order: HK1400734
Date of Issue: 14/01/2014
Client: LAM GEOTECHNICS LIMITED



Equipment Type: Multimeter
Brand Name: YSI
Model No.: YSI Professional plus
Serial No.: 11F100420
Equipment No.: --
Date of Calibration: 13 January, 2014 **Date of next Calibration:** 13 April, 2014

Parameters:

Dissolved Oxygen

Method Ref: APHA (21st edition), 4500O: G

Expected Reading (mg/L)	Displayed Reading (mg/L)	Tolerance (mg/L)
3.27	3.16	-0.11
6.58	6.73	0.15
9.37	9.34	-0.03
Tolerance Limit (±mg/L)		0.20

pH Value

Method Ref: APHA (21st edition), 4500H:B

Expected Reading (pH Unit)	Displayed Reading (pH Unit)	Tolerance (pH unit)
4.0	3.98	-0.02
7.0	6.96	-0.04
10.0	10.08	0.08
Tolerance Limit (±pH unit)		0.20

Salinity

Method Ref: APHA (21st edition), 2520B

Expected Reading (ppt)	Displayed Reading (ppt)	Tolerance (%)
0	0.00	--
10	9.85	-1.5
20	18.35	-8.2
30	27.53	-8.2
Tolerance Limit (±%)		10.0

Temperature

Method Ref: Section 6 of International Accreditation New Zealand Technical Guide No. 3 Second edition March 2008: Working Thermometer Calibration Procedure.

Expected Reading (°C)	Displayed Reading (°C)	Tolerance (°C)
10.0	10.2	0.2
20.0	19.6	-0.4
39.0	39.7	0.7
Tolerance Limit (±°C)		2.0

Remark: "Displayed Reading" presents the figures shown on item under calibration / checking regardless of equipment precision or significant figures.


 Mr. Fung Lim Chee, Richard
 General Manager -
 Greater China & Hong Kong



ALS Technichem (HK) Pty Ltd
11/F, Chung Shun Knitting Centre
1-3 Wing Yip Street
Kwai Chung, N.T., Hong Kong
T: +852 2610 1044
F: +852 2610 2021
www.alsglobal.com

REPORT OF EQUIPMENT PERFORMANCE CHECK/CALIBRATION

CONTACT: MR DEREK LO
CLIENT: LAM GEOTECHNICS LIMITED
ADDRESS: 11/F., CENTRE POINT,
181-185 GLOUCESTER ROAD,
WAN CHAI, HONG KONG
PROJECT: --

WORK ORDER: HK1334576
LABORATORY: HONG KONG
DATE RECEIVED: 12/12/2013
DATE OF ISSUE: 17/12/2013

COMMENTS

It is certified that the item under calibration/checking has been calibrated/checked by corresponding calibrated equipment in the laboratory.
Maximum Tolerance and calibration frequency stated in the report, unless otherwise stated, the internal acceptance criteria of ALS will be followed.

Scope of Test: Dissolved Oxygen, pH, Salinity and Temperature
Equipment Type: Multimeter
Brand Name: YSI
Model No.: Professional plus
Serial No.: 13A100242
Equipment No.: --
Date of Calibration: 16 December, 2013

NOTES

This is the Final Report and supersedes any preliminary report with this batch number.
Results apply to sample(s) as submitted. All pages of this report have been checked and approved for release.


Mr. Fung Lim Chee, Richard
General Manager
Greater China & Hong Kong

This report may not be reproduced except with prior written approval from ALS Technichem (HK) Pty Ltd.

Page 1 of 2

REPORT OF EQUIPMENT PERFORMANCE CHECK/CALIBRATION

Work Order: HK1334576
Date of Issue: 17/12/2013
Client: LAM GEOTECHNICS LIMITED



Equipment Type: Multimeter
Brand Name: YSI
Model No.: Professional plus
Serial No.: 13A100242
Equipment No.: --
Date of Calibration: 16 December, 2013 **Date of next Calibration:** 16 March, 2014

Parameters:

Dissolved Oxygen

Method Ref: APHA (21st edition), 4500O: G

Expected Reading (mg/L)	Displayed Reading (mg/L)	Tolerance (mg/L)
1.93	2.07	0.14
4.72	4.83	0.11
8.61	8.74	0.13
Tolerance Limit (\pm mg/L)		0.20

pH Value

Method Ref: APHA (21st edition), 4500H:B

Expected Reading (pH Unit)	Displayed Reading (pH Unit)	Tolerance (pH unit)
4.0	4.05	0.05
7.0	6.94	-0.06
10.0	9.92	-0.08
Tolerance Limit (\pm pH unit)		0.20

Salinity

Method Ref: APHA (21st edition), 2520B

Expected Reading (ppt)	Displayed Reading (ppt)	Tolerance (%)
0	0.00	--
10	9.99	-0.1
20	20.35	1.8
30	30.73	2.4
Tolerance Limit (\pm %)		10.0

Temperature

Method Ref: Section 6 of International Accreditation New Zealand Technical

Guide No. 3 Second edition March 2008: Working Thermometer Calibration Procedure.

Expected Reading ($^{\circ}$ C)	Displayed Reading ($^{\circ}$ C)	Tolerance ($^{\circ}$ C)
10.0	10.7	0.7
18.5	18.2	-0.3
38.0	37.6	-0.4
Tolerance Limit (\pm $^{\circ}$ C)		2.0

Remark: "Displayed Reading" presents the figures shown on item under calibration / checking regardless of equipment precision or significant figures.


 Mr. Fung Lim Chee, Richard
 General Manager
 Greater China & Hong Kong



TISCH ENVIRONMENTAL, INC.
 145 SOUTH MIAMI AVE.
 VILLAGE OF CLEVELAND, OH 45002
 513.467.9000
 877.263.7610 TOLL FREE
 513.467.9009 FAX
 WWW.TISCH-ENV.COM

AIR POLLUTION MONITORING EQUIPMENT
 ORIFICE TRANSFER STANDARD CERTIFICATION WORKSHEET TE-5025A

Date - Jul 15, 2013 Roots-meter S/N 0438320 Ta (K) - 300
 Operator Tisch Orifice I.D. - 0005 Pa (mm) - 759.46

PLATE OR Run #	VOLUME START (m3)	VOLUME STOP (m3)	DIFF VOLUME (m3)	DIFF TIME (min)	METER	ORFICE
					DIFF Hg (mm)	DIFF H2O (in.)
1	NA	NA	1.00	1.3910	3.2	2.00
2	NA	NA	1.00	0.9830	6.4	4.00
3	NA	NA	1.00	0.8800	7.9	5.00
4	NA	NA	1.00	0.8380	8.8	5.50
5	NA	NA	1.00	0.6930	12.7	8.00

DATA TABULATION

Vstd	(x axis) Qstd	(y axis)	Va	(x axis) Qa	(y axis)
0.9884	0.7106	1.4090	0.9958	0.7159	0.8888
0.9843	1.0013	1.9926	0.9916	1.0087	1.2570
0.9822	1.1161	2.2278	0.9895	1.1244	1.4054
0.9811	1.1708	2.3365	0.9884	1.1795	1.4740
0.9760	1.4084	2.8180	0.9832	1.4188	1.7777
Qstd slope (m) = 2.01968			Qa slope (m) = 1.26469		
intercept (b) = -0.02746			intercept (b) = -0.01732		
coefficient (r) = 0.99999			coefficient (r) = 0.99999		
y axis = SQRT[H2O(Pa/760) (298/Ta)]			y axis = SQRT[H2O(Ta/Pa)]		

CALCULATIONS

$$Vstd = \text{Diff. Vol} [(Pa - \text{Diff. Hg}) / 760] (298 / Ta)$$

$$Qstd = Vstd / \text{Time}$$

$$Va = \text{Diff Vol} [(Pa - \text{Diff Hg}) / Pa]$$

$$Qa = Va / \text{Time}$$

For subsequent flow rate calculations:

$$Qstd = 1/m \{ [\text{SQRT}(\text{H2O}(\text{Pa}/760) (298/\text{Ta}))] - b \}$$

$$Qa = 1/m \{ [\text{SQRT}(\text{H2O}(\text{Ta}/\text{Pa}))] - b \}$$



Lam Geotechnics Limited

Calibration Data for High Volume Sampler (TSP Sampler)

Location : CMA1b Calibration Date : 18-Jan-14
 Equipment no. : EL452 Calibration Due Date : 18-Mar-14

CALIBRATION OF CONTINUOUS FLOW RECORDER

Ambient Condition			
Temperature, T _a	289	Kelvin	Pressure, P _a
			1026 mmHg

Orifice Transfer Standard Information			
Equipment No.	EL086	Slope, m _c	2.01968
		Intercept, b _c	-0.02746
Last Calibration Date	15-Jul-13	$(H \times P_a / 1013.3 \times 298 / T_a)^{1/2}$ $= m_c \times Q_{std} + b_c$	
Next Calibration Date	15-Jul-14		

Calibration of RSP						
Calibration Point	Manometer Reading			Q _{std} (m ³ / min.) X-axis	Continuous Flow Recorder, W (CFM)	IC (W(P _a /1013.3x298/T _a) ^{1/2} /35.31) Y-axis
	(up)	(down)	(difference)			
1	6.2	6.2	12.4	1.7951	60	61.3077
2	5.1	5.1	10.2	1.6294	51	52.1116
3	4.1	4.1	8.2	1.4623	41	41.8936
4	2.5	2.5	5.0	1.1449	25	25.5449
5	1.5	1.5	3.0	0.8899	13	13.2833

By Linear Regression of Y on X

Slope, m = 53.1762 Intercept, b = -34.7843
 Correlation Coefficient* = 0.9992
 Calibration Accepted = Yes/No**

* if Correlation Coefficient < 0.990, check and recalibration again.

** Delete as appropriate.

Remarks : _____

Calibrated by : Henry Checked by : Derek Lo
 Date : 18-Jan-14 Date : 18-Jan-14



Lam Geotechnics Limited

Calibration Data for High Volume Sampler (TSP Sampler)

Location : CMA2a
 Equipment no. : EL449
 Calibration Date : 18-Jan-14
 Calibration Due Date : 18-Mar-14

CALIBRATION OF CONTINUOUS FLOW RECORDER

Ambient Condition			
Temperature, T _a	289	Kelvin	Pressure, P _a
			1026 mmHg

Orifice Transfer Standard Information			
Equipment No.	EL086	Slope, m _c	2.01968
		Intercept, b _c	-0.02746
Last Calibration Date	15-Jul-13	$(H \times P_a / 1013.3 \times 298 / T_a)^{1/2}$ $= m_c \times Q_{std} + b_c$	
Next Calibration Date	15-Jul-14		

Calibration of RSP						
Calibration Point	Manometer Reading			Q _{std} (m ³ / min.) X-axis	Continuous Flow Recorder, W (CFM)	IC (W(P _a /1013.3x298/T _a) ^{1/2} /35.31) Y-axis
	(up)	(down)	(difference)			
1	6.1	6.1	12.2	1.7807	59	60.2859
2	5.1	5.1	10.2	1.6294	51	52.1116
3	4.0	4.0	8.0	1.4446	42	42.9154
4	2.5	2.5	5.0	1.1449	28	28.6103
5	1.4	1.4	2.8	0.8602	16	16.3487

By Linear Regression of Y on X

Slope, m = 47.6578 Intercept, b = -25.3287

Correlation Coefficient* = 0.9993

Calibration Accepted = Yes/No**

* if Correlation Coefficient < 0.990, check and recalibration again.

** Delete as appropriate.

Remarks : _____

Calibrated by : Henry
 Date : 18-Jan-14
 Checked by : Derek Lo
 Date : 18-Jan-14



Lam Geotechnics Limited

Calibration Data for High Volume Sampler (TSP Sampler)

Location : CMA3a
 Equipment no. : EL333

Calibration Date : 18-Dec-13
 Calibration Due Date : 18-Feb-14

CALIBRATION OF CONTINUOUS FLOW RECORDER

Ambient Condition			
Temperature, T _a	284	Kelvin	Pressure, P _a
			1020 mmHg

Orifice Transfer Standard Information					
Equipment No.	EL086	Slope, m _c	2.01968	Intercept, b _c	-0.02746
Last Calibration Date	15-Jul-13	$(H \times P_a / 1013.3 \times 298 / T_a)^{1/2}$ $= m_c \times Q_{std} + b_c$			
Next Calibration Date	15-Jul-14				

Calibration of RSP						
Calibration Point	Manometer Reading			Q _{std} (m ³ / min.) X-axis	Continuous Flow Recorder, W (CFM)	IC (W(P _a /1013.3x298/T _a) ^{1/2} /35.31) Y-axis
	(up)	(down)	(difference)			
1	6.1	6.1	12.2	1.7910	62	63.7194
2	5.0	5.0	10.0	1.6227	52	53.4421
3	4.0	4.0	8.0	1.4529	42	43.1648
4	2.6	2.6	5.2	1.1740	25	25.6933
5	1.6	1.6	3.2	0.9239	12	12.3328

By Linear Regression of Y on X

Slope, m = 59.7145 Intercept, b = -43.5049

Correlation Coefficient* = 0.9996

Calibration Accepted = Yes/No**

* if Correlation Coefficient < 0.990, check and recalibration again.

** Delete as appropriate.

Remarks : _____

Calibrated by : Henry
 Date : 18-Dec-13

Checked by : Derek Lo
 Date : 18-Dec-13



Lam Geotechnics Limited

Calibration Data for High Volume Sampler (TSP Sampler)

Location : CMA3a Calibration Date : 20-Feb-14
 Equipment no. : EL333 Calibration Due Date : 20-Apr-14

CALIBRATION OF CONTINUOUS FLOW RECORDER

Ambient Condition			
Temperature, T _a	288	Kelvin	Pressure, P _a
			1020 mmHg

Orifice Transfer Standard Information			
Equipment No.	EL086	Slope, m _c	2.01968
		Intercept, b _c	-0.02746
Last Calibration Date	15-Jul-13	$\left(H \times P_a / 1013.3 \times 298 / T_a \right)^{1/2}$ $= m_c \times Q_{std} + b_c$	
Next Calibration Date	15-Jul-14		

Calibration of RSP						
Calibration Point	Manometer Reading			Q _{std} (m ³ / min.) X-axis	Continuous Flow Recorder, W (CFM)	IC (W(P _a /1013.3x298/T _a) ^{1/2} /35.31) Y-axis
	(up)	(down)	(difference)			
1	6.1	6.1	12.2	1.7786	62	63.2754
2	5.0	5.0	10.0	1.6115	52	53.0697
3	4.0	4.0	8.0	1.4428	41	41.8434
4	2.5	2.5	5.0	1.1435	25	25.5143
5	1.6	1.6	3.2	0.9175	13	13.2674

By Linear Regression of Y on X

Slope, m = 58.0066 Intercept, b = -40.5854
 Correlation Coefficient* = 0.9992
 Calibration Accepted = Yes/No**

* if Correlation Coefficient < 0.990, check and recalibration again.

** Delete as appropriate.

Remarks : _____

Calibrated by : Henry Checked by : Derek Lo
 Date : 20-Feb-14 Date : 20-Feb-14



Lam Geotechnics Limited

Calibration Data for High Volume Sampler (TSP Sampler)

Location : CMA4a
 Equipment no. : EL390
 Calibration Date : 18-Jan-14
 Calibration Due Dat : 18-Mar-14

CALIBRATION OF CONTINUOUS FLOW RECORDER

Ambient Condition			
Temperature, T _a	289	Kelvin	Pressure, P _a
			1026 mmHg

Orifice Transfer Standard Information					
Equipment No.	EL086	Slope, m _c	2.01968	Intercept, b _c	-0.02746
Last Calibration Date	15-Jul-13	$\left(H \times P_a / 1013.3 \times 298 / T_a \right)^{1/2}$ $= m_c \times Q_{std} + b_c$			
Next Calibration Date	15-Jul-14				

Calibration of RSP						
Calibration Point	Manometer Reading			Q _{std} (m ³ / min.) X-axis	Continuous Flow Recorder, W (CFM)	IC (W(P _a /1013.3x298/T _a) ^{1/2} /35.31) Y-axis
	(up)	(down)	(difference)			
1	6.0	6.0	12.0	1.7662	60	61.3077
2	5.1	5.1	10.2	1.6294	52	53.1334
3	3.9	3.9	7.8	1.4266	41	41.8936
4	2.5	2.5	5.0	1.1449	26	26.5667
5	1.5	1.5	3.0	0.8899	14	14.3051

By Linear Regression of Y on X

Slope, m = 53.7145 Intercept, b = -34.2208

Correlation Coefficient* = 0.9994

Calibration Accepted = Yes/No**

* if Correlation Coefficient < 0.990, check and recalibration again.

** Delete as appropriate.

Remarks : _____

Calibrated by : Henry
 Date : 18-Jan-14
 Checked by : Derek Lo
 Date : 18-Jan-14



Lam Geotechnics Limited

Calibration Data for High Volume Sampler (TSP Sampler)

Location : CMA5a Calibration Date : 18-Jan-14
 Equipment no. : EL380 Calibration Due Date : 18-Mar-14

CALIBRATION OF CONTINUOUS FLOW RECORDER

Ambient Condition			
Temperature, T _a	289	Kelvin	Pressure, P _a
			1026 mmHg

Orifice Transfer Standard Information			
Equipment No.	EL086	Slope, m _c	2.01968
		Intercept, b _c	-0.02746
Last Calibration Date	15-Jul-13	$(H \times P_a / 1013.3 \times 298 / T_a)^{1/2}$ $= m_c \times Q_{std} + b_c$	
Next Calibration Date	15-Jul-14		

Calibration of RSP						
Calibration Point	Manometer Reading			Q _{std} (m ³ / min.) X-axis	Continuous Flow Recorder, W (CFM)	IC (W(P _a /1013.3x298/T _a) ^{1/2} /35.31) Y-axis
	(up)	(down)	(difference)			
1	6.0	6.0	12.0	1.7662	60	61.3077
2	5.0	5.0	10.0	1.6135	51	52.1116
3	4.0	4.0	8.0	1.4446	42	42.9154
4	2.5	2.5	5.0	1.1449	26	26.5667
5	1.5	1.5	3.0	0.8899	13	13.2833

By Linear Regression of Y on X

Slope, m = 54.6083 Intercept, b = -35.6736
 Correlation Coefficient* = 0.9998
 Calibration Accepted = Yes/No**

* if Correlation Coefficient < 0.990, check and recalibration again.

** Delete as appropriate.

Remarks : _____

Calibrated by : Henry Checked by : Derek Lo
 Date : 18-Jan-14 Date : 18-Jan-14



Lam Geotechnics Limited

Calibration Data for High Volume Sampler (TSP Sampler)

Location : CMA6a Calibration Date : 18-Jan-14
 Equipment no. : EL448 Calibration Due Date : 18-Mar-14

CALIBRATION OF CONTINUOUS FLOW RECORDER

Ambient Condition			
Temperature, T _a	289	Kelvin	Pressure, P _a
			1026 mmHg

Orifice Transfer Standard Information			
Equipment No.	EL086	Slope, m _c	2.01968
		Intercept, b _c	-0.02746
Last Calibration Date	15-Jul-13	$(H \times P_a / 1013.3 \times 298 / T_a)^{1/2}$ $= m_c \times Q_{std} + b_c$	
Next Calibration Date	15-Jul-14		

Calibration of RSP						
Calibration Point	Manometer Reading			Q _{std} (m ³ / min.) X-axis	Continuous Flow Recorder, W (CFM)	IC (W(P _a /1013.3x298/T _a) ^{1/2} /35.31) Y-axis
	(up)	(down)	(difference)			
1	6.1	6.1	12.2	1.7807	61	62.3295
2	5.0	5.0	10.0	1.6135	52	53.1334
3	4.1	4.1	8.2	1.4623	43	43.9372
4	2.4	2.4	4.8	1.1220	25	25.5449
5	1.5	1.5	3.0	0.8899	14	14.3051

By Linear Regression of Y on X

Slope, m = 54.2293 Intercept, b = -34.6434
 Correlation Coefficient* = 0.9995
 Calibration Accepted = Yes/No**

* if Correlation Coefficient < 0.990, check and recalibration again.

** Delete as appropriate.

Remarks : _____

Calibrated by : Henry Checked by : Derek Lo
 Date : 18-Jan-14 Date : 18-Jan-14



Lam Geotechnics Limited

Calibration Data for High Volume Sampler (TSP Sampler)

Location : MA1w Calibration Date : 18-Jan-14
 Equipment no. : EL080 Calibration Due Date : 18-Mar-14

CALIBRATION OF CONTINUOUS FLOW RECORDER

Ambient Condition			
Temperature, T _a	289	Kelvin	Pressure, P _a
			1026 mmHg

Orifice Transfer Standard Information			
Equipment No.	EL086	Slope, m _c	2.01968
		Intercept, b _c	-0.02746
Last Calibration Date	15-Jul-13	$\left(\frac{H \times P_a}{1013.3 \times 298 / T_a} \right)^{1/2}$ $= m_c \times Q_{std} + b_c$	
Next Calibration Date	15-Jul-14		

Calibration of RSP						
Calibration Point	Manometer Reading			Q _{std} (m ³ / min.) X-axis	Continuous Flow Recorder, W (CFM)	IC (W(P _a /1013.3x298/T _a) ^{1/2} /35.31) Y-axis
	(up)	(down)	(difference)			
1	6.1	6.1	12.2	1.7807	59	60.2859
2	5.0	5.0	10.0	1.6135	51	52.1116
3	4.0	4.0	8.0	1.4446	42	42.9154
4	2.5	2.5	5.0	1.1449	27	27.5885
5	1.4	1.4	2.8	0.8602	14	14.3051

By Linear Regression of Y on X

Slope, m = 50.3357 Intercept, b = -29.4556

Correlation Coefficient* = 0.9997

Calibration Accepted = Yes/No**

* if Correlation Coefficient < 0.990, check and recalibration again.

** Delete as appropriate.

Remarks : _____

Calibrated by : Henry Checked by : Derek Lo
 Date : 18-Jan-14 Date : 18-Jan-14



Lam Geotechnics Limited

Calibration Data for High Volume Sampler (TSP Sampler)

Location : MA1e Calibration Date : 18-Jan-14
 Equipment no. : EL455 Calibration Due Dat : 18-Mar-14

CALIBRATION OF CONTINUOUS FLOW RECORDER

Ambient Condition			
Temperature, T _a	289	Kelvin	Pressure, P _a
			1026 mmHg

Orifice Transfer Standard Information			
Equipment No.	EL086	Slope, m _c	2.01968
		Intercept, b _c	-0.02746
Last Calibration Date	15-Jul-13	$(H \times P_a / 1013.3 \times 298 / T_a)^{1/2}$ $= m_c \times Q_{std} + b_c$	
Next Calibration Date	15-Jul-14		

Calibration of RSP						
Calibration Point	Manometer Reading			Q _{std} (m ³ / min.) X-axis	Continuous Flow Recorder, W (CFM)	IC (W(P _a /1013.3x298/T _a) ^{1/2} /35.31) Y-axis
	(up)	(down)	(difference)			
1	6.1	6.1	12.2	1.7807	60	61.3077
2	5.0	5.0	10.0	1.6135	51	52.1116
3	4.1	4.1	8.2	1.4623	43	43.9372
4	2.5	2.5	5.0	1.1449	29	29.6321
5	1.5	1.5	3.0	0.8899	16	16.3487

By Linear Regression of Y on X

Slope, m = 49.7270 Intercept, b = -27.8685

Correlation Coefficient* = 0.9994

Calibration Accepted = Yes/No**

* if Correlation Coefficient < 0.990, check and recalibration again.

** Delete as appropriate.

Remarks : _____

Calibrated by : Henry Checked by : Derek Lo
 Date : 18-Jan-14 Date : 18-Jan-14